

Digital Reporting System

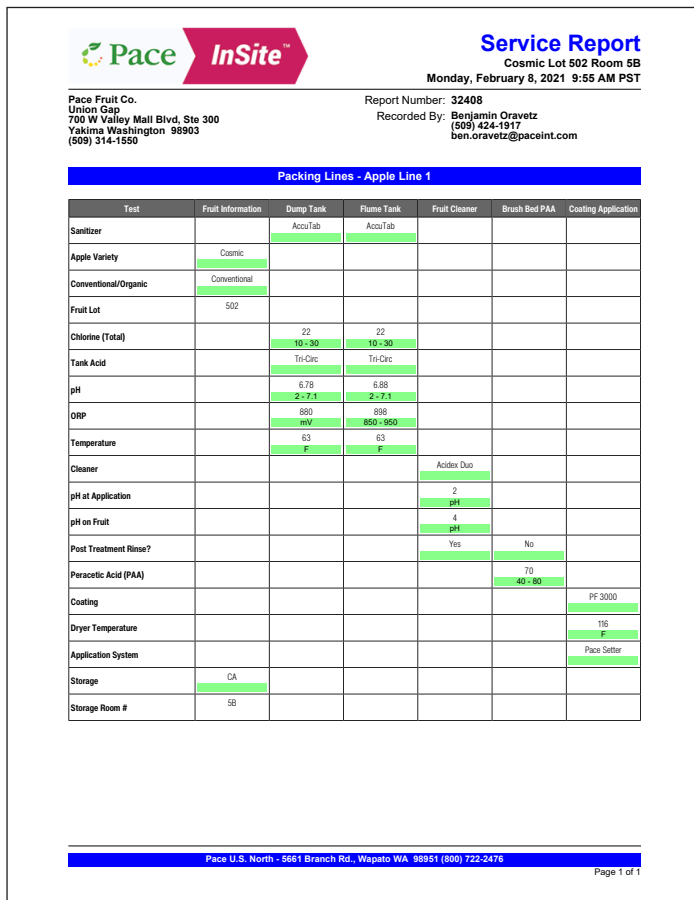
Modernize your data management process



Pace provides several ways to capture, validate, and track data.

1. Receive and Review Pace InSite™ Digital Reports

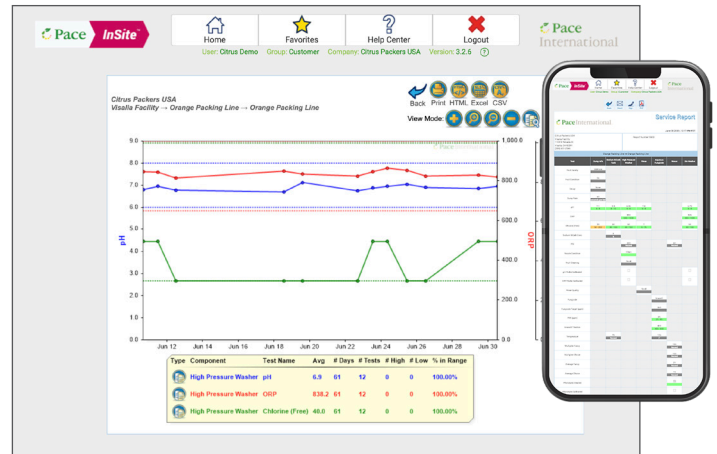
Receive an email with a PDF report of all maintenance and calibration information recorded by Pace Service Technicians. The easy-to-review report includes product settings, set points, and titration levels for control points.



| Test | Fruit Information | Dump Tank | Flume Tank | Fruit Cleaner | Brush Bed PAA | Coating Application |
|-----------------------|-------------------|-----------------|------------------|---------------|---------------|---------------------|
| Sanitizer | | AccuTab | AccuTab | | | |
| Apple Variety | Coasic | | | | | |
| Conventional/Organic | Conventional | | | | | |
| Fruit Lot | 502 | | | | | |
| Chlorine (Total) | | 22 10 - 30 | 22 10 - 30 | | | |
| Tank Acid | | Tri-Circ | Tri-Circ | | | |
| pH | | 6.78 2 - 7.1 | 6.88 2 - 7.1 | | | |
| ORP | | 880 mV | 898 850 - 950 | | | |
| Temperature | | 63 F | 63 F | | | |
| Cleaner | | | | Acidet Duo | | |
| pH at Application | | | | 2 pH | | |
| pH on Fruit | | | | pH | | |
| Post Treatment Rinse? | | | | Yes | No | |
| Paracetic Acid (PAA) | | | | | 70 40 - 80 | |
| Coating | | | | | | PF 3000 |
| Dryer Temperature | | | | | | 116 F |
| Application System | | | | | | Pace Setter |
| Storage | CA | | | | | |
| Storage Room # | SB | | | | | |

2. Access and Export Packing Line Data 24/7

Optionally, access your data on any device, anytime, anywhere through PaceInSite.com, a cloud-based data management software that allows you to export packing line data.



- 24/7 access to data
- Service reports
- Equipment settings
- Maintenance summaries
- Product usage history
- Charts and trends

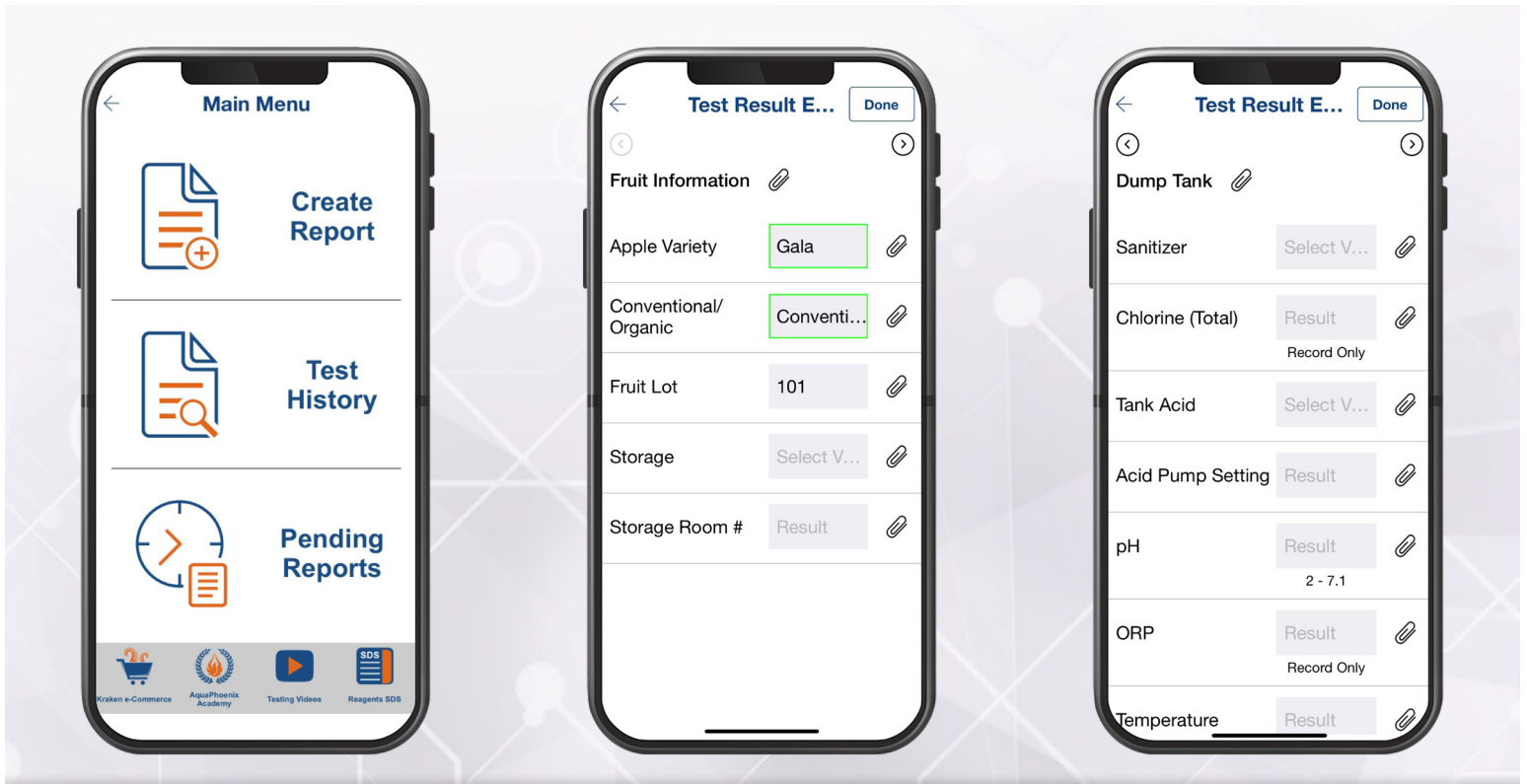
Greater Profitability

Increase margins with real-time analytics to inform day-to-day operations.

Ease of Compliance

Organized, digital documentation ensure compliance standards are easily met.

3. Record and Customize Your Data



Enter your own packinghouse data to track what you want, when you want

Pace InSite's™ platform uses Aliquot®* to help operators upload data and reports electronically to your Pace InSite™ account and access them immediately, all in one place. With this new capability, you can enter the data that is relevant to your facilities during the time frame you want.

View Historical Data

Upload reports more regularly and experience the benefits of a larger, more representative set of data depicting the day-to-day operations of your facility.

Maximize Efficiencies

Utilize Pace InSite analytic tools with your data to increase efficiency on your packing line. Identify and react to trends in your packing operation.

Enhance Compliance

Enhance Food Safety to ensure all compliance standards are being met. Quickly and easily check the compliance for critical Pace (sanitation/food safety) products such as Accu-Tab Chlorine and Shield-Brite PAA.

Enhanced Features

- User-entered reports
- Centralized, in-the-field documentation
- Dive deeper into your packing line measurements

To learn more, contact your local Pace service representative or visit us at www.paceint.com/pace-insite



A subsidiary of Valent BioSciences
A Sumitomo Chemical Company

For more information, contact your local distributor, Pace representative, or Pace International LLC.

© Pace International, LLC.
All Rights Reserved.

*Aliquot is a third-party mobile app and a registered trademark of AquaPhoenix Scientific, Inc.

North America

Customer Service: 1-800-936-6750
5661 Branch Rd., Wapato, WA 98951
www.paceint.com

Chile/Latin America

Customer Service: +56 2 835-0500
Av. Presidente Kennedy 5735,
Oficina 1601, Edif. Hotel Marriott,
Las Condes, Santiago, Chile.
www.paceint.com